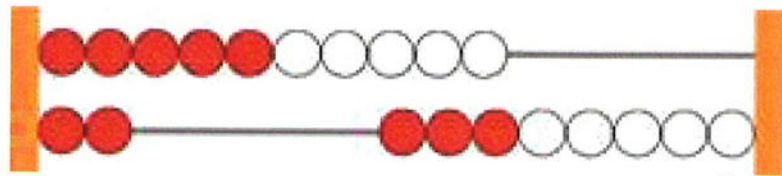


# In dit blok leren we

herkennen getalbeeld rekenrek

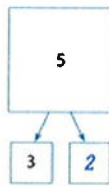


pijlsommen; + en - tot 10

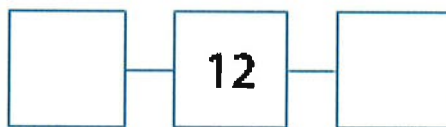


$$\begin{array}{|c|} \hline 7 \\ \hline \end{array} \begin{array}{c} \circlearrowright \\ +3 \\ \hline \end{array} \begin{array}{|c|} \hline \phantom{0} \\ \hline \end{array} \quad \begin{array}{|c|} \hline 3 \\ \hline \end{array} \begin{array}{c} \circlearrowleft \\ -1 \\ \hline \end{array} \begin{array}{|c|} \hline \phantom{0} \\ \hline \end{array}$$

splitsen tot 10



getalrij afmaken



volgorde; van minder naar meer

